




Super Fast Recovery Rectifier

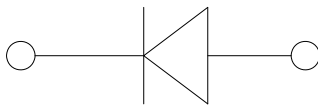


Features

- Ultrafast reverse recovery time
- Low leakage current
- Low switching losses, high efficiency
- High forward surge capability
- Glass passivated chip junction
- Solder dip 275 °C max. 7 s, per JESD 22-B106

Typical Applications

For use in high frequency rectification and freewheeling application in switching mode converters and inverters for consumer, computer and telecommunication.



Mechanical Data

- **Package:** DO-201AD(DO-27)
Molding compound meets UL 94 V-0 flammability rating, RoHS-compliant
- **Terminals:** Tin plated leads, solderable per J-STD-002 and JESD22-B102
- **Polarity:** Color band denotes the cathode end

■ Maximum Ratings (Ta=25°C Unless otherwise specified)

PARAMETER	SYMBOL	UNIT	SF31G	SF32G	SF33G	SF34G	SF35G	SF36G	SF37G	SF38G
Device marking code			SF31G	SF32G	SF33G	SF34G	SF35G	SF36G	SF37G	SF38G
Maximum Repetitive Peak Reverse Voltage	V _{RRM}	V	50	100	150	200	300	400	500	600
Maximum RMS Voltage	V _{RMS}	V	35	70	105	140	210	280	350	420
Maximum DC blocking Voltage	V _{DC}	V	50	100	150	200	300	400	500	600
Average Forward Current @60Hz sine wave, Resistance load, Ta =50°C	I _{F(AV)}	A	3.0							
Forward Surge Current (Non-repetitive) @60Hz Half-sine wave, 1 cycle, Tj=25°C	I _{FSM}	A	125							
Forward Surge Current (Non-repetitive) @1ms, square wave, 1 cycle, Tj=25°C			250							
Current squared time @1ms≤t≤8.3ms Tj=25°C, Rating of per diode	I ² t	A ² s	65							
Typical junction capacitance @Measured at 1MHz and Applied Reverse Voltage of 4.0 V.D.C	C _j	pF	62				33		30	
Storage Temperature	T _{stg}	°C	-55 ~ +150							
Junction Temperature	T _j	°C	-55 ~ +150							

■ Electrical Characteristics (Ta=25°C Unless otherwise specified)

PARAMETER	SYMBOL	UNIT	TEST CONDITIONS	SF31G	SF32G	SF33G	SF34G	SF35G	SF36G	SF37G	SF38G
Maximum instantaneous forward voltage drop per diode	V _F	V	I _{FM} =3.0A	0.95				1.3		1.7	
Maximum DC reverse current at rated DC blocking voltage per diode	I _R	μA	T _j =25°C	2.5							
			T _j =125°C	100							
Maximum reverse recovery time	t _{rr}	ns	I _F =0.5A, I _R =1.0A, I _r =0.25A	35							



SF31G THRU SF38G

■ Thermal Characteristics (T_a=25°C Unless otherwise specified)

PARAMETER	SYMBOL	UNIT	SF31G	SF32G	SF33G	SF34G	SF35G	SF36G	SF37G	SF38G
Typical Thermal Resistance	R _{θJ-A}	°C/W	30							

■ Ordering Information (Example)

PREFERRED P/N	PACKAGE CODE	UNIT WEIGHT(g)	MINIMUM PACKAGE(pcs)	INNER BOX QUANTITY(pcs)	OUTER CARTON QUANTITY(pcs)	DELIVERY MODE
SF31G~SF38G	D1	Approximate 1.05	1250	1250	12500	Tape
SF31G~SF38G	C1	Approximate 1.05	250	250	12500	Bulk

■ Characteristics(Typical)

FIG.1: I_o-T_a Curve

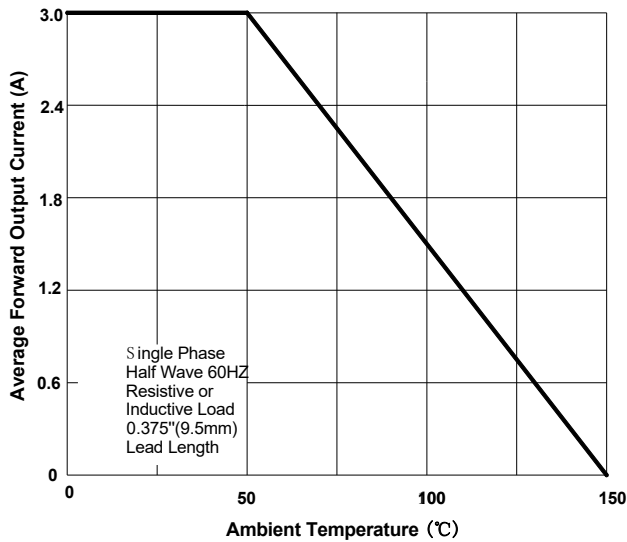


FIG.2: Forward Surge Current Capability

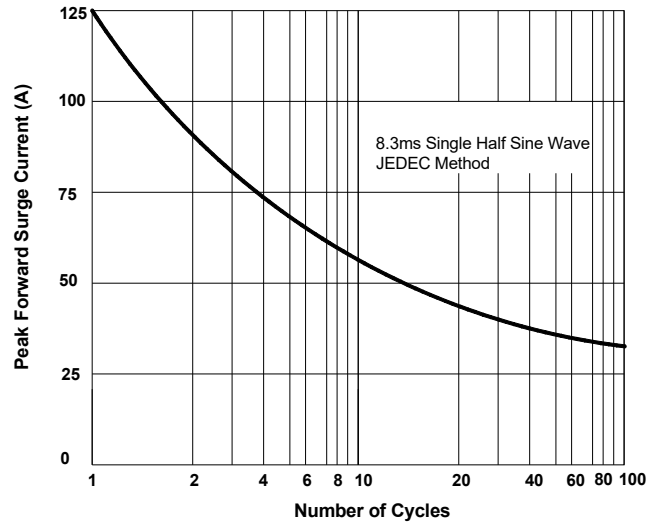


FIG.3: Forward Voltage

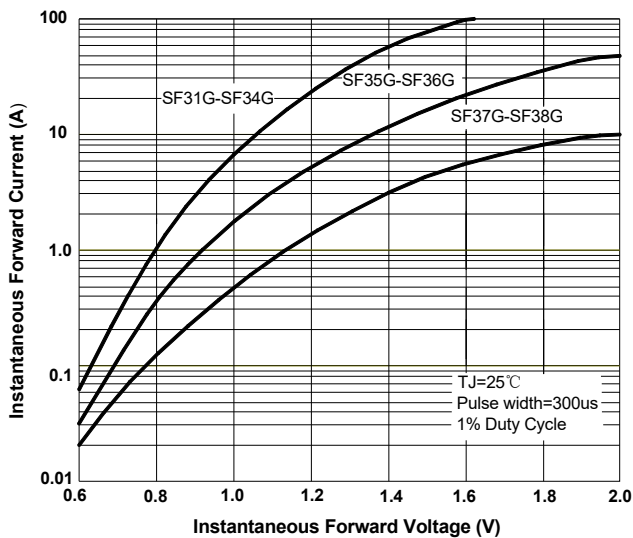
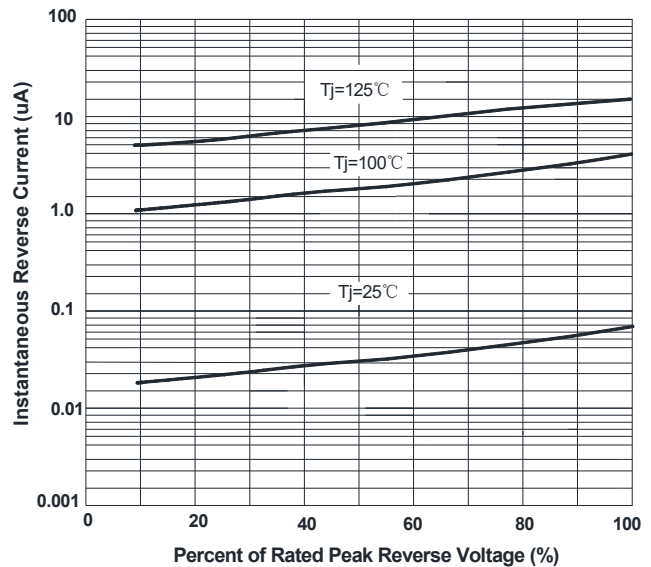


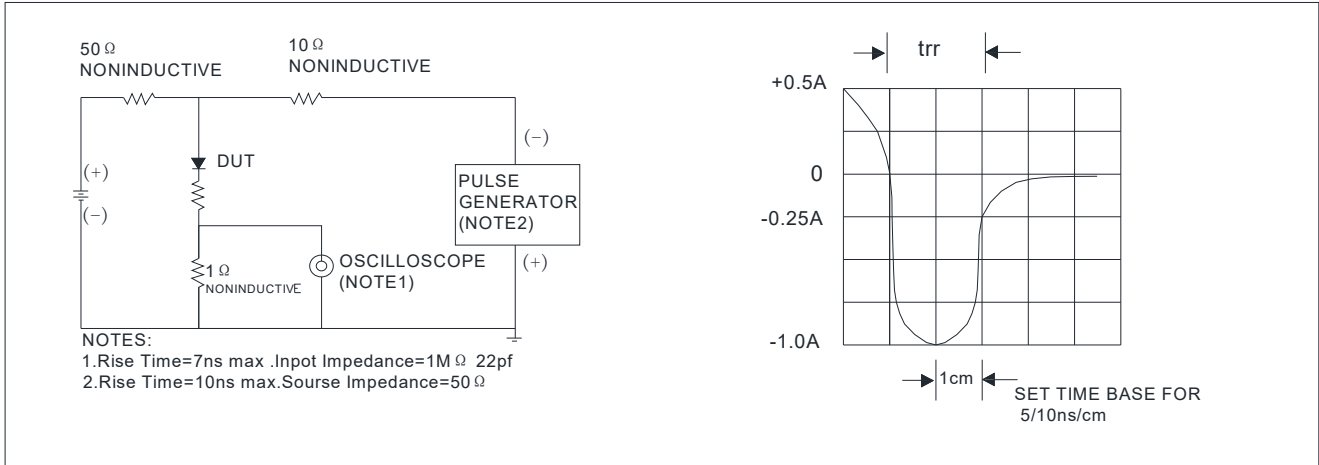
FIG.4: Typical Reverse Characteristics



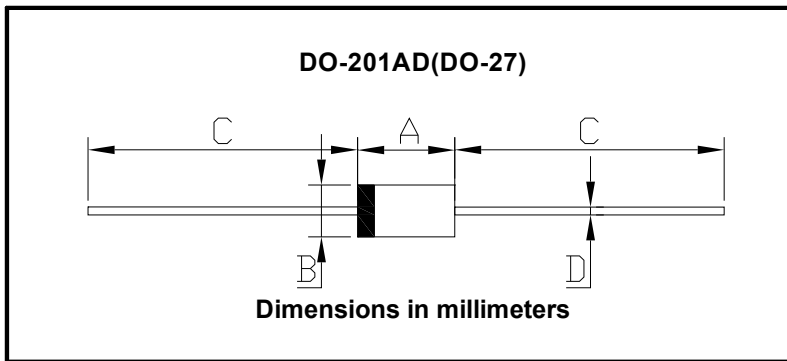


SF31G THRU SF38G

FIG.5: Diagram of circuit and Testing wave form of reverse recovery time



■ Outline Dimensions



DO-201AD(DO-27)		
Dim	Min	Max
A	8.50	9.50
B	5.00	5.60
C	25.4	/
D	1.20	1.30



SF31G THRU SF38G

Disclaimer

The information presented in this document is for reference only. Yangzhou Yangjie Electronic Technology Co., Ltd. reserves the right to make changes without notice for the specification of the products displayed herein to improve reliability, function or design or otherwise.

The product listed herein is designed to be used with ordinary electronic equipment or devices, and not designed to be used with equipment or devices which require high level of reliability and the malfunction of which would directly endanger human life (such as medical instruments, transportation equipment, aerospace machinery, nuclear-reactor controllers, fuel controllers and other safety devices), Yangjie or anyone on its behalf, assumes no responsibility or liability for any damages resulting from such improper use of sale.

This publication supersedes & replaces all information previously supplied. For additional information, please visit our website [http:// www.21yangjie.com](http://www.21yangjie.com) , or consult your nearest Yangjie's sales office for further assistance.